



WESTERN AUSTRALIAN  
**PORT OPERATIONS**  
TASKFORCE

## Papers - April 2019

### WA Port Operations Taskforce

---

1. Meeting Agenda
2. Meeting Overview
3. Report from Fremantle Ports



## Agenda

**WA Port Operations Taskforce**

April 2019

Thursday, 4 April 2019

8:00am-10:00am

Fremantle Ports

**Chairperson** • Graeme Wilson

**Next Meeting** • Thursday, 2 May 2019

### Agenda

8:00am	Welcome, opening comments and apologies	Graeme Wilson
8:05am	Confirmation of last month's minutes	Graeme Wilson
8:10am	Presentation on High Street Upgrade	Main Roads WA
8:45am	Shipping line cleaning fee	Brian Hack/All
9:00am	Container free time/availability at terminals	Graeme Wilson/All
9:15am	CEO - Road Freight NSW: Brief overview of NSW's current issues	Simon O'Hare
9:25am	Trade statistics	Sue Hellyer
9:30am	Discussion on any other recent issues	All
9:40am	Round table	All
	<ul style="list-style-type: none"> <li>• Container terminals</li> <li>• Empty container parks</li> <li>• Rail</li> <li>• Shipping Australia</li> <li>• Western Road Federation</li> <li>• Transport operators</li> <li>• Unions (MUA and TWU)</li> <li>• Customs brokers/freight forwarders</li> <li>• CBFCA</li> <li>• Australian Border Force</li> <li>• Department of Agriculture &amp; Water Resources</li> <li>• Main Roads WA</li> <li>• Freight &amp; Logistics Council</li> <li>• Fremantle Ports</li> </ul>	
9:55am	General business and meeting close out	All

**Attendees:** Australian Border Force, Fremantle Ports, Intermodal Group, Maritime Union of Australia, ORPS, Patrick Terminals, Qube Logistics, WA Transport Workers Union, Visa Global, Department of Agriculture and Water Resources, EES Shipping, AWH, Toll Global Express, Stevenson Logistics, Graeme Wilson, JD Container Logistics, Lou Valsecchi & Associates, Curtin University, Aurizon, DP World, CBFC, ACFS Port Logistics, Mediterranean Shipping Company, Department of Transport, ARC Infrastructure, Main Roads WA, Freight and Logistics Council WA, Superscoop Transport, CC Containers, ICL

**Apologies:** Peter Chesi, Brian Hack, Michael Pal, Sophie Gillespie, John Ward, Justin Smith, Robert Boyce, Rob Voysey, Kellie Houlahan, John Park, Michael Buba, Simon Gilders, Keith Hampson, Adrian Evans, Adam Woods, Tim Collins



## Meeting Overview - April 2019

---

**Attendees:** Graeme Wison (Chairman), Amber Paull (FP), Dominique Thatcher (FP), Sue Hellyer (FP), Jessica U'Chong (DPW), Brett Irvine (Qube), Andrew Clarke (Aurizon), Brian Hack (EES), Eric England (ORPS), Cam Dumesny (WRF), Mark Valsecchi (Valsecchi), Simon O'Hara (RFNSW), Darrin Smith (Intermodal), Brad McManus (ACFS), Alan Mason (DA&WR), Pierre Liebenberg (FF&S), Ben Lawver (MUA), Gary Manning (Main Roads WA), Mark Hazebroek (Main Roads WA), Dezra Ferguson (Main Roads WA)

**Apologies:** ICL, CC Containers, FLC, Superscoop, CBFCA, Michael Pal (FP), JD Container Logistics, Curtin University, Cristal Global, Patrick Terminals, ARC Infrastructure, ABF

---

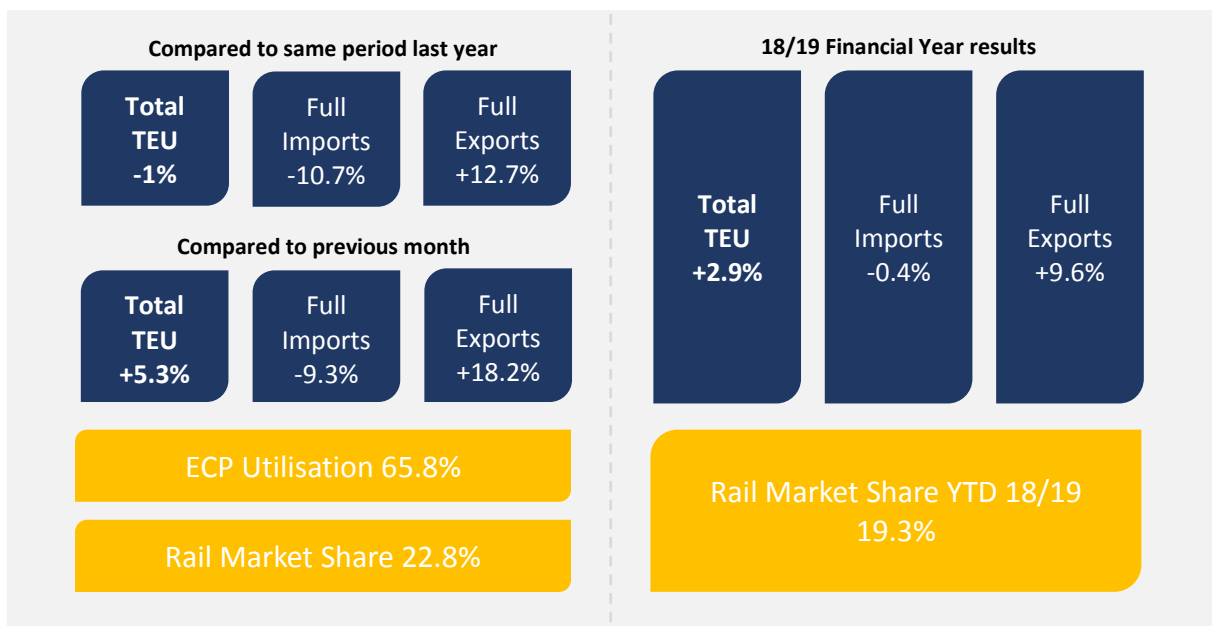
### Key points of discussion

- Main Roads WA High Street Project Presentation
  - Medium term solution, with 10 - 15yrs of life
  - Roundabout will help to improve safety and transport for both cars and heavy vehicles
  - Currently working through the environmental approval process
  - Project commencing April 2019 with completion expected in winter 2021 (currently in tender process)
  - MRWA/Fremantle Ports communication during construction with occur, to advise on the following:
    - Minimise impacts on port operations
    - Information sharing/consultation
    - Road closures
    - Incident management/diversions
  - Once EPA approval is received, there will be a call for a Construction Reference Group nomination (June 2019) with an opportunity for WAPOTF nomination and representation.
- Introduction from Cam Dumesny - Simon O'Hara, CEO Road Freight NSW
  - World Maritime Service that became privatised and are inputting a system for the carriers, so they understand the rules and productive engagement with the container parks
  - Operators have spoken about costs and the 6-monthly increase of surcharges. The Deputy Prime Minister of Australia, McCormack, has stated publicly that he will wait for the next ACCC Container Stevedoring Monitoring Report due in October before considering action on stevedore fees and charges.
  - Infrastructure surcharge must be paid and then a notification will be sent out, stevedores aren't forthcoming
  - Discussions about Port Botany becoming the prime Port in Sydney and will be engaged with the Port of Newcastle Due to the heavy traffic through Sydney, west connects is going underground (hasn't been built yet, but members will be able to get in and out more efficiently)
- Shipping Line cleaning fee
  - Booking cancellation fees and detention charges (all APL) checking to see if the containers are coming in clean

- Requirements are higher in the Depot than the other regions
- Trade Statistics:
  - Significant percentage of containers handled via the rail service in March (around 22-23%)
  - Imports are tracking the same as previous years
    - The Taskforce reiterated the need for regular communications during the upcoming Easter and Anzac Day period
- Fremantle Ports noted that a review of the WA Port Operations Taskforce will be undertaken in the coming months, recognising that the group is unique and seeking to get the most value out of the group. A survey will be circulated at the beginning of May and one-on-one discussion to also be held.

---

### Trade and statistics - March



# WA Port Operations Taskforce: Report from Fremantle Ports

Meeting Date: 4 April 2019

## 1. Trade Statistics

### Monthly Results

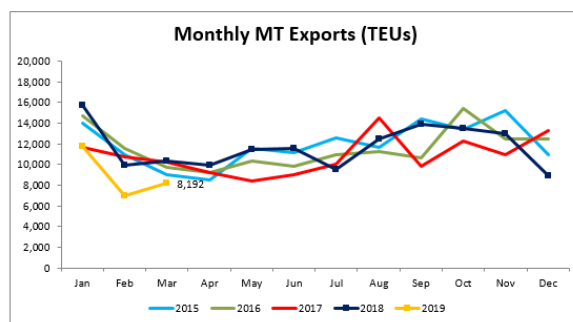
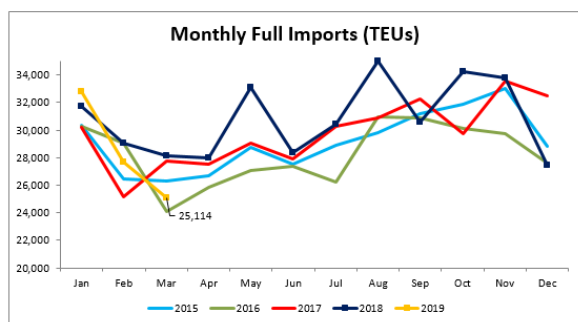
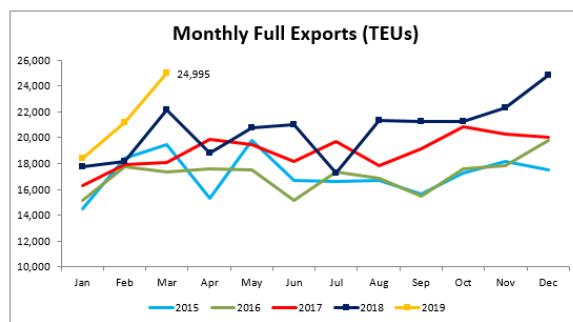
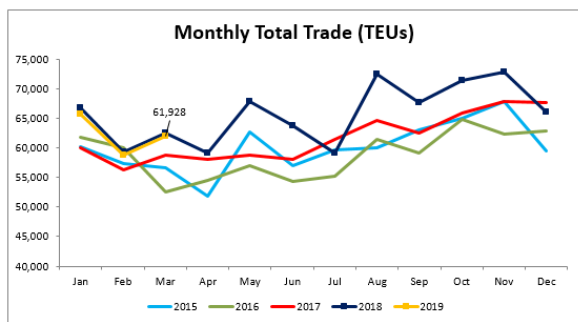
Total trade was down 0.8% in February compared to the same period last year., with loaded imports down 4.6%. Loaded exports continued strong growth, with a 16.6% increase on the same time last year.

According to estimates, total trade was also down in March (1%), with loaded imports down significantly (10.7%). Loaded exports however were up 12.7%. Compared to February, total trade and loaded exports were up, however loaded imports have continued to decline.

There were 39 container vessel visits in February and 41 in March.

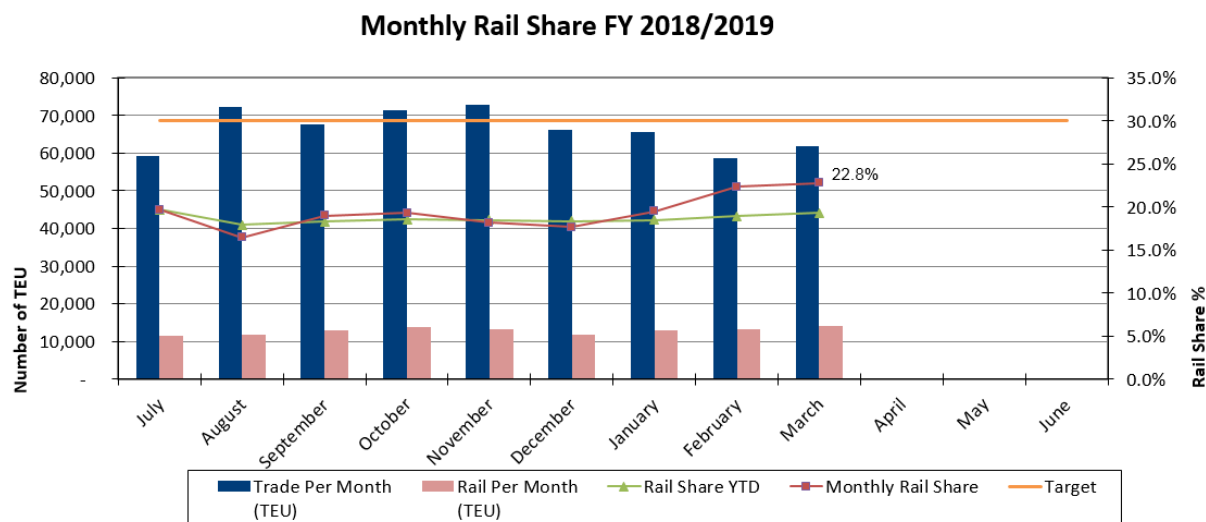
Year to date, total trade remains up (2.9%), with loaded exports up 9.6% and loaded imports down 0.4%.

Feb-19	TEU	Variance to 2018	YTD Variance to FY17/18	Variance to previous month	Containers	Variance to 2018	YTD Variance to FY17/18
Total	58,800	-0.8%	3.4%	-10.6%	39,598	-1.0%	1.0%
Loaded Imports	27,704	-4.6%	0.8%	-15.6%	18,385	-5.9%	-1.7%
Empty Imports	2,959	41.2%	50.4%	6.7%	2,162	34.3%	55.3%
Loaded Exports	21,148	16.6%	9.2%	15.0%	15,278	19.0%	7.0%
Empty Exports	6,989	-29.9%	-6.6%	-40.7%	3,773	-37.1%	-14.5%
Mar-19	TEU	Variance to 2018	YTD Variance to FY17/18	Variance to previous month	Containers	Variance to 2018	YTD Variance to FY17/18
Total	61,928	-1.0%	2.9%	5.3%	42,185	0.4%	0.9%
Loaded Imports	25,114	-10.7%	-0.4%	-9.3%	16,847	-10.1%	-2.5%
Empty Imports	3,627	93.1%	54.9%	22.6%	2,771	80.1%	58.0%
Loaded Exports	24,995	12.7%	9.6%	18.2%	17,993	14.2%	7.9%
Empty Exports	8,192	-20.8%	-8.0%	17.2%	4,574	-23.8%	-15.4%



## 2. Rail Services

Rail recorded very strong results again in March, handling the highest ever monthly volumes and reaching a record of 22.8% market share (based on preliminary trade statistics which may be subject to change). YTD, rail has accounted for 19.3% of total trade.



## 3. Empty Container Parks: ECP stocks and capacity utilisation

Container Parks' stocks, as recorded on the 15<sup>th</sup> of each month, are shown in the table below. Overall stocks in March were at 65.8%, up from 63.2% in February.

March 2019	Current Month						
	Capacity (TEU)	Holding 20'	Holding 40'	Holding TEUs	% Utilisation	Share of Total Capacity	Share of Total Holdings
QUBE Container Park	7,500	2,234	1,410	5,054	67.4%	30.1%	30.8%
QUBE Central	5,850	854	1,496	3,846	65.7%	23.5%	23.5%
Tyne-ACFS	6,147	1,026	940	2,906	47.3%	24.7%	17.7%
ICL 1	1,100	353	134	621	56.5%	4.4%	3.8%
ICS (Forrestfield)	2,600	901	799	2,499	96.1%	10.4%	15.2%
Patrick Cargolink	1,700	-	734	1,468	86.4%	6.8%	9.0%
<b>Total Container Parks</b>	<b>24,897</b>	<b>5,368</b>	<b>5,513</b>	<b>16,394</b>	<b>65.8%</b>		